

Groups and groupings

What are groups and groupings?

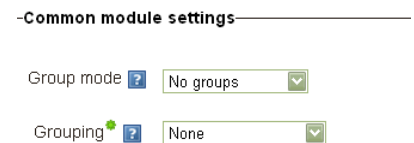
- A **group** is a collection of students. For example, **Polly's Tutorial Group** may contain the students Beth, Joe, Lisa and Dave.
- A **grouping** is a collection of groups. For example, the grouping **Tutorial Groups** may include the groups Polly's Tutorial Group, Basil's Tutorial Group and Manuel's Tutorial Group.

Groupings are used to categorise groups. In your topic you may have groups for tutorials, groups for project exercises, and discussion groups.

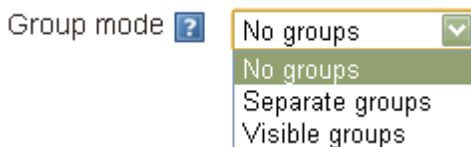
It is important to categorise your groups into groupings. This will allow you to use different groups for different purposes. In our example, you could give each Tutorial Group its own forum activity, each Project Group its own wiki, and each Discussion Group its own chat activity. Without groupings, FLO would have no way of telling which of your groups are for tutorials, which are for discussions, and so on.

How do I use groups and groupings?

In activities that can be allocated to groups, you will see this option in the *Common module settings* or *Restrict access* settings within the Edit settings screen for an activity or resource. These settings contain the settings that allow you to control access by group or grouping.



Group mode



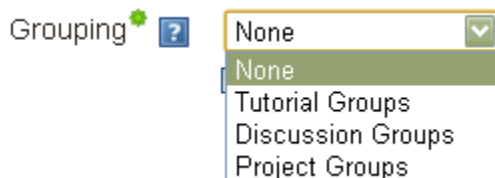
No groups: The default. All students participate in the same activity.

Separate groups: Each group has its own separate activity. For example with a forum, each group will have its own separate forum. You as a teacher can switch between different groups' forums, and can participate in each.

Visible groups: Each group has its own separate activity, but can view (not participate in) other groups' areas.

Grouping

Note: you may need to click the *Show advanced* button before you see this setting.



This setting contains all the groupings you have set up in your topic. **By selecting a grouping, you are restricting the activity to just groups that are part of that grouping.** So, by selecting Tutorial Groups, only tutorial groups will have their own forum. Project and discussion groups will be excluded.

If you don't select any grouping, your activity will have one instance created for every group in your topic (tutorial, discussion and project groups).

Resources

eLearning Gateway: [Group management](#)